

NORTHERN

# YACHTING

SPRING 2024

## BOATING CULTURE

YACHTS, BEACHES, AND LAKES:  
TORONTO'S WATERFRONT  
EXTRAVAGANZA

## LATEST TRENDS MIAMI STYLES TRENDING NORTH

A GLIMPSE AT A YACHTING  
CULTURE THROUGH DESIGNER  
SUNGLASSES



## INSIDE TECH PARDO E72 AN INSIDE LOOK

PROBABLY NOT, AND  
EXACTLY WHAT YOU  
THINK, ALL AT THE  
SAME TIME

## BOAT SAFETY 101

SAFETY REMINDER TO  
ALL BOATERS AND CAPTAINS

# THE BERKEY

WORLD'S LEADING WATER  
PURIFICATION UNIT

[justcleanwater.ca](http://justcleanwater.ca)

## FEATURES

**Yachts, Beaches, And Lakes:  
Toronto's Waterfront Extravaganza!**

Page 3

**Local Marinas**

Page 7

**Miami Styles Trending North**

Page 8

**Boat Safety 101**

Page 10

**Boat Docking**

Page 12

**Pardo Endurance 72**

Page 16

**A Day In The Sun Unleashing  
The Perfect Beach Day Experience**

Page 20

**Choosing The Best Anchors For Your Boat:  
A Comprehensive Guide**

Page 22

**Yacht Toys**

Page 24

**Solid State Batteries:  
Revolutionizing The Boating Industry**

Page 27

**Elevating Yacht Maneuverability:  
Lewmar & Sideshift Bow Thrusters**

Page 29

For inquiries and advertising Contact:  
[info@northernyachting.com](mailto:info@northernyachting.com)

# YACHTS, BEACHES, AND LAKES:

## TORONTO'S WATERFRONT EXTRAVAGANZA!

If you've yet to uncover the enchanting allure of the Toronto waterfront, brimming with pristine beaches and a plethora of aquatic adventures, then you're undeniably missing out! From luxurious yacht rentals to thrilling jet ski rides and transparent watercraft excursions, the options for exploration are boundless along our scenic shores. Ontario proudly stands as a beacon of boat culture, renowned globally for its vibrant raft-up gatherings and maritime camaraderie. Embark on an unforgettable journey amidst the beauty of our coastal haven.

### *Boat culture events in Toronto*


#### *Toronto Yacht week*

Immerse yourself in Toronto's hidden gem – its waterfront – at the Toronto Yacht Week Festival. This vibrant one-day event shines a spotlight on the city's often-overlooked maritime culture, inviting attendees to discover the beauty and diversity of Toronto's shoreline. From cultural showcases to educational workshops, the festival offers a unique opportunity to explore and appreciate the richness of Toronto's waterfront heritage. Join us as we celebrate the city's maritime roots and raise awareness of its stunning waterfront landscapes. Experience the magic of Toronto Yacht Week, where culture, community, and coastal beauty come together in perfect harmony. Last year the event had over a few thousand in attendance. This year boasts more attendance and a bigger venue for entertainment.



*Photo credit: Jaden Trinh*

Celebrate the peak of summer amidst the stunning backdrop of Boats and Coves in August. Set between two of Canada's most renowned long weekends, this event sizzles with an electrifying atmosphere, boasting an ultramodern sound system and displaying Toronto's most sought-after local DJ talent. From pulsating house beats to the rhythm of drum and bass and the vibes of hip-hop, the music echoes the spirit of the Scarborough Bluffs' secluded coves. Positioned just beyond the bustling Toronto beaches, this boat raft-up infuses the air with concert-worthy sound and festival fervor. Despite facing some of the season's fiercest rainfall last year, over 60 vessels bravely weathered the storm to join in the festivities.



# Boats and Coves

*If you're up for a short drive from Toronto:*

## *Shake your buoy*

Nestled on the shores of Lake Simcoe, the annual Offshore Boat Sandbar Festival at Duclos Point awaits. Offering a day brimming with excitement for friends and festival-goers alike, this event embodies a distinctive northern culture. Dive into the refreshing waters from the sandbar and revel in the spectacle of speedboats, luxury yachts, and one-of-a-kind crafts dotting the horizon. With a barge serving as an entertainment stage, the festivities reach new heights, drawing thousands of attendees to take part in the celebration.





## *Pottahawk*

Gathering some of the most extensive crowds in boat raft-up culture, this event situated at Turkey Point stands as a quintessential experience for both boat enthusiasts and partygoers alike. Drawing thousands of boats to its shores for a single exhilarating day, typically occurring the weekend following Canada Day on July 1st, this event offers a unique knee-high water escapade thanks to its expansive sandbar. Accessible only by boat, it promises an exclusive adventure for attendees. With a pulsating soundtrack provided by live music and DJs, the festivities extend for kilometers, ensuring non-stop entertainment. Safety is paramount, with a strong police presence overseeing the event, reminding participants to navigate the waters responsibly. Pottahawk is a sand bar located just off Long Point, Lake Erie.



## *More local fun events:*

### *Water Jet cars*

Embark on a journey into the future of transportation on the water with JetXplore Rentals revolutionary water jet cars. Experience the thrill of gliding effortlessly across both land and water, propelled by the sheer force of high-pressure water jets. Innovative vehicles offer not just speed and agility, but also that exotic sports car look on the water. Discover a new realm of exploration and excitement with JetXplore Rentals, where innovation meets adventure for an unforgettable experience. Toronto's waterfront has just gotten a whole lot sportier.

### Hydroflight Jet Boards

Ontario Jetpack is the company behind the thrill of jet boarding in Toronto! Unleash your adventurous spirit with the ultimate water sport that combines exhilaration and scenic views of Toronto's waterfront. Perfect for thrill-seekers and water sport enthusiasts, state-of-the-art jet boards promise high-rise fun and an unforgettable adrenaline rush. Enjoy gliding across the sparkling waters, enjoy breathtaking cityscape views, and make thrilling memories. Whether you're a beginner or an expert, experienced instructors are here to ensure a safe and exciting adventure. Book your ride today and add an unforgettable splash to your Toronto experience!



### Illuminated kayaks

Discover a magical night on the water with the illuminated kayak experience at Woodbine Beach, Toronto. Glide under the stars in a see-through kayak, lit by enchanting multicolored lights that reflect beautifully on the calm waters. This unique adventure offers stunning views of the Toronto skyline at night, creating a mesmerizing backdrop for an unforgettable evening. Perfect for both romance and relaxation, it's an extraordinary way to experience the city's charm from a different perspective. Join in and light up your night with magic! Illuminated escapes in the company behind this great idea.

***scanyourboat.ca***

- » Check hours on engines
- » Scan fault codes
- » Check for potential upcoming issues



Athir Gorgis  
647-898-9795

Same-day marine diagnostic and service

# LOCAL MARINAS

Local Toronto marina's that surround the Toronto Area

## *Ashbridges Bay Yacht Club*

30 Ashbridges Bay Park Rd, Toronto  
(416)-698-4498



## *Bluffers Park Marina*

7 Brimley Road. Scarborough  
(416)266-4556



## *Frenchman's Bays Marina*

591 Liverpool Road, Pickering  
(905)-839-5036



## *Outer Harbour Marina*

475 Unwin Ave, Toronto  
(416)-778-6245



## *Marina 4 & John Quay*

245 Queens Quay W, Toronto  
(416)-203-2620



## *Toronto Island Marina*

181 Bay St, Toronto  
(416)-203-1055



# MIAMI STYLES TRENDING NORTH



Whether it's the relaxing beaches, cuisine, or nightlife, there is something for everyone in Miami. That said, it can also be a place where adjectives like flaunty or ostentatious recoil in inadequacy. There are a few common theories as to why Miami became this way, most of them are centered on a sub-set of locals having an excess of disposable cash.

Whatever the reason, the vibe has always been unique, and its style evolves and matures, we can see a variety of trends that yachters the world over have taken a shine to.

Here's a look at just a few of the many trends coming out of Miami in the last few years. Given our relatively truncated yachting season, these trends are something that might add that little bit of fun and joy without too much effort.

## *The top 3 trends*

### *#3 Vinyl names on the hull*



While decals or entire wraps on the hull are nothing new, these days styles tend to be more through-out and understated. With various new types of vinyl, and an almost infinite choice of styles and colours, and the precision to which it can be cut, vinyl is really cresting the Gartner Hype Cycle of sorts.

A noted trend in Miami is to put the name of the vessel on the hull in a well-crafted font and style. Colour coordinated with the interior or other stand out feature accent will tie the whole theme together.

### *#2 Tasteful Accent Lighting*

Accent lighting is the most dramatic addition one can make. It can create a warm, inviting atmosphere and give your vessel a certain gravitas. The improvements LED strips have made in terms of light distribution, and advancements in colour clarity have exceeded almost all expectations.

The newest LED strips have an advanced control box that can be operated from a smartphone to fully customize colour, brightness and many other lighting display options. If you are looking for an effective way to enhance the enjoyment of your evenings and the style of your vessel, consider looking at accent lighting options.




## 1. Balloon Displays

“They look nice, but how can they stay on in the wind and spray?” Good question, there’s a little secret, and its called “balloon decorating strips.” Of course it has its limits, but the balloon display strips provide a rigidity that would normally make a display like this on a vessel an impossibility.

You can see how to make a display like this on YouTube or other crafting channels. Using different colours, and filling the balloons to different sizes can make impressive displays for parties or special occasions.

This is a fun project that can be done together as a group with some music and plenty of drinks and snacks.

A top tip is to make sure everything is organized and have a pump or inflator handy.



While some trends are definitely area- specific, these seem to be universally fun additions that show personality and style and we can all use more of it.

*by Catherine Bustamente*

**TORONTO JETSKI**  
EXPERIENCE THE ADRENALINE!  
647-887-4946  
FOLLOW US ON

**8 HOUR EXCLUSIVE TOUR**  
1000 Island, Sandbanck, Tobermory, Muskoka, Trent river

BOOK YOUR ADVENTURE TODAY    [TORONTOJETSKI.MYSHOPIFY.COM](https://torontojetski.myshopify.com)

# BOAT SAFETY 101

*A safety reminder to all boaters and Captains*



**W**ith the Ontario boat season in full spring there are a few reminders to keep in mind to have a safe and successful season. Boating safety is crucial to ensure a pleasant and secure experience on the water. Whether you're a beginner or an experienced boater, it's important to follow safety guidelines to protect yourself, your passengers, and others on the water. Here's a basic Boating Safety 101 guide:

### ***1. Wear a Life Jacket:***

- Always wear a U.S. Coast Guard-approved life jacket while on the boat.
- Ensure that life jackets are in good condition and properly sized for each passenger.

### ***2. Boating Education:***

- Take a boating safety course to learn about navigation rules, emergency procedures, and other essential skills.
- Know the local laws and regulations regarding boating in your area.

### ***3. Check the Weather:***

- Before heading out, check the weather forecast to ensure safe boating conditions.
- Be aware of changing weather conditions and be prepared to return to shore if necessary.

### ***4. Inspect Your Boat:***

- Regularly inspect your boat for any mechanical issues and perform routine maintenance.
- Ensure that all safety equipment (life jackets, fire extinguishers, navigation lights, etc.) is on board and in good working condition.

### 5. File a Float Plan:

- Inform someone on land about your boating plans, including your destination, expected return time, and the route you'll be taking.

### 6. Follow Navigation Rules:

- Understand and adhere to the navigation rules to avoid collisions on the water.
- Keep a proper lookout and always be aware of your surroundings at all times.

### 7. Avoid Alcohol and Drugs:

- Boating under the influence is dangerous. Alcohol and drugs can impair judgment and reaction time.
- It's illegal in many places to operate a boat under the influence.

### 8. Be Mindful of Speed:

- Follow speed limits and adjust your speed according to water conditions.
- Slow down in crowded areas, near docks, and in adverse weather conditions.

### 9. Stay Alert:

- Always be attentive while operating the boat.

- Watch for other boaters, swimmers, and obstacles in the water.

### 10. Learn Basic First Aid:

- Have a basic understanding of first aid to respond to emergencies.
- Carry a well-stocked first aid kit on board.

### 11. Use Proper Lighting:

- Ensure your boat is equipped with the required navigation lights for night boating.
- Carry a flashlight as a backup.

### 12. Properly Dock Your Boat:

- Practice docking and undocking in different conditions.
- Know how to secure your boat properly.

Remember that safety should always be a top priority when boating. Regular training, preparedness, and responsible behavior contribute to a safer and more enjoyable boating experience for everyone on the water.





# BOAT DOCKING

*Slow and steady!*

The most important advice we can give new boaters is to learn your boat and take it as slow as possible. Docking a boat can be challenging, especially in varying weather conditions or tight spaces. Here's a step-by-step guide on how to dock a boat safely and effectively:

### **1. Approach the Dock Slowly:**

- Reduce your speed as you approach the dock. Slow and steady maneuvering provides better control.

### **2. Consider the Wind and Current:**

- Be aware of wind and current direction. They can affect how your boat behaves during docking. Approach the dock into the wind or current whenever possible.

### **3. Assign Roles to Crew Members:**

- If you have crew members on board, assign specific roles. This might include someone handling lines, fenders, or assisting with navigation.

### **4. Prepare Dock Lines and Fenders:**

- Have dock lines and fenders ready on the side where you'll be docking. Fenders protect your boat from rubbing against the dock.

### **5. Approach at a 45-Degree Angle:**

- Approach the dock at a 45-degree angle. This allows for better visibility and control.

### **6. Use Short Bursts of Power:**

- Use short bursts of power (in forward and reverse) to control your speed and direction. Avoid excessive use of throttle, as it can lead to loss of control.



### **7. Shift to Neutral:**

- Shift to neutral when you're close to the dock. This slows down your boat's forward momentum.

### **8. Use Reverse to Stop:**

- Briefly engage reverse to bring the boat to a stop. This can be more effective than relying solely on the brakes.

### **9. Secure the Bow Line First:**

- Secure the bow line to the dock first, either with a crew member or yourself.

### **10. Use Spring Lines:**

- If available, use spring lines (lines attached amidships) to control the boat's lateral movement. This can prevent the boat from moving forward or backward.

### **11. Secure Stern Lines:**

- Once the bow is secured, have someone secure the stern lines. This prevents the boat from swinging away from the dock.

### **12. Adjust as Needed:**

- Adjust the lines as needed to center the boat in the slip and ensure its secure.

### **13. Monitor Surroundings:**

- Keep an eye on the surroundings and adjust lines as necessary, especially during changes in wind or current.

### **14. Turn Off Engine:**

- Once the boat is securely docked, turn off the engine.

### **15. Double-Check Lines:**

- Double-check that all lines are secure, and fenders are properly placed.

Practice is key to becoming proficient at docking. Spend time practicing in different conditions and consider taking a boating course to improve your skills. Additionally, don't hesitate to ask for assistance from marina staff or other boaters if needed.

# LEAVE IT TO PAM

BOATS AND HOUSE CLEANING

647-640-0311

pamelamcdonald87@gmail.com

Detail top to bottom cleaning and organization of Boats and Homes



Overall length  
22 m | 72,2 ft

Draft  
1,52m | 5 ft

Weight B  
58.154 kg | 128

Max beam  
5,66 m | 18,6 ft

Weight A  
57.974 kg | 127.810 lbs

Fuel Capacity  
6000 l | 1585 g



# Technical Specifications

3,208 lbs	Water Capacity 1200 l   317 gal	Engines Standard 2 X Volvo D13 IPS 1050
al	Person Capacity B16   C20	Engines Optional 2 X Volvo D13 IPS 1200/1350

# PARDO ENDURANCE 72





The Pardo Endurance 72, or E72 as it is also known, successfully blends 3 main elements: style, comfort, and endurance. Its computationally modeled “warped” hull ensures a joyous medium between range and comfort. It boasts a centre of gravity that is located more forward than usual, which helps with reducing energy at slower speeds off the plane.

With the Standard D13 1350 IPS drives, The Endurance 72 has been optimized to cruise at 12 Knots in what Pardo calls “Eco-Speed.” With a 6000 Litre fuel tank and the 1350 drives,

Endurance has a range of ~900 nautical miles @ 12 Knots, and with its extra attention to soundproofing, cruising is taken to new levels of comfort.

The swim platform is adjustable and can be fully submerged. The aft deck with wide tinted glass doors, easily merges to the interior .

Fold-down side terraces, give the added deck space everyone wants and allows for a much wider and open feel when anchored.

A louvered top, which can be optioned for extra shade, or opened to make the most of the day, shelters the top terrace, where there is a table for dining outdoors and a lounging area. There is also a helm station on this level as well with full IPS joystick controls for easy maneuvering in tight harbours like Monte Carlo.

In the fore deck, a lounge area with adjustable backrests allow for various configurations. Underneath the lounge is a small dipping pool where the water temperature is controlled for a dip in less than ideal seas.





back into the garage which would help mitigate some unintended outcomes when loading.

With its stunning looks, its latest engineering to maximize comfort and usability, the Endurance 72 has become Pardo's flagship model, even though larger models are currently being produced. Certainly, its charm, style, and presence are a force to be reckoned with. Above all, Pardo always brings an emotion to their designs that make most owners very satisfied with their choices.

The interior is also customizable but depending on your lifestyle, most will be optioned with the “Galley Down” configuration.

### *The Interior*


Depending on the layout chosen, the E72 is intended to accommodate between 16-20 people. The standard galley layout is located on the main deck with a dining area, sitting area which opens to the lower terrace.

A staircase amidship leads to the VIP suites and a day head. A forward staircase leads to en-suite cabins with twin beds.

The optional “Galley Down” selection moves the galley out of the main living space and allows more space for a more extensive layout. Given its size, this option can make this yacht feel considerably more spacious than it normally would seem.

Designed by “Burdisso Capponi Yachts and Design,” a combination of walnut finishes, Corian work surfaces, and tastefully direct and accent lighting will achieve the feel and ambiance you are looking for. As the layout is highly customizable, some floor plans have included a movie theatre of sorts and a game area with a poker table.

The aft garage can accommodate tenders up to 4 metres as well as miscellaneous water toys. There is an optional automated system to retrieve your tender



# Tech Corner

## SPRING CHECKLIST



### BAD IMPELLERS

The impeller in a boat is a critical component, usually found in the freshwater intake side of the engine's cooling system. It plays a key role in circulating water from the lake to keep the engine from overheating. A good tip is to remove the impeller prior to starting in the spring, inspect it for damage, and reinstall it with lubricant so it does not fail when the engine is first started.



### JOKER VALVE

It is a one-way valve located in the toilet's discharge pathway, typically in the discharge elbow or hose. Its purpose is to allow waste to exit the toilet bowl and prevent water from flowing back into the bowl. If worn, it will cause smell, backflow, and pressure issues.



### SATANIZING YOUR FRESH STORAGE TANK WATER

Sanitizing your boat's freshwater storage system is crucial to ensure the water remains clean and safe for consumption. Over time, bacteria, mold, and other contaminants can build up in the water tank and plumbing. You can sanitize the system by adding home bleach 1 teaspoon per gallon or precisely 8 ounces per 10 gallons of the water in the tank. CAUTION: This bleach is to sanitize the system; it's not fit for drinking! The system must be toughly flushed prior to use.



# A DAY IN THE SUN

## UNLEASHING THE PERFECT BEACH DAY EXPERIENCE

By Anthony Davies



The sun-kissed shores, the rhythmic sound of waves, and the endless expanse of sand — a beach day is a timeless and cherished escape. As we dive into the heart of summer, it's time to plan the ultimate beach day. Get ready for a sun-soaked adventure filled with relaxation, fun, and memories that will linger long after the sand is shaken off.

### **1. The Early Birds Catch the Best Rays:**

Kickstart your beach day by embracing the magic of the early morning sun. Arriving early not only secures the best spot but also allows you to witness the tranquil beauty of the beach awakening. The soft hues of sunrise, the gentle breeze, and the promise of a day full of possibilities set the tone for an unforgettable experience.

### **2. Pack the Essentials:**

A well-prepared beachgoer is a happy beachgoer. Assemble a beach bag with all the essentials: sunscreen, a wide-brimmed hat, sunglasses, a beach towel, and an enjoyable book. Don't forget a cooler stocked with refreshing beverages and snacks to keep you energized throughout the day.

### 3. Beach Games and Water Activities:

Turn your beach day into an active adventure with a variety of beach games and water activities. Frisbees, paddleball, and beach volleyball are classics that never fail to bring out the competitive spirit. For those seeking a bit more excitement, consider paddle boarding, kayaking, or even a game of beachside soccer.

### 4. The Perfect Picnic:

Elevate your beach day with a delightful seaside picnic. Pack a delicious spread of fresh fruits, sandwiches, and a selection of cheeses. Consider bringing a portable grill for a beachside barbecue, complete with the sizzle of burgers and the aroma of grilled vegetables. Don't forget the cooler stocked with chilled beverages to keep you refreshed under the sun.

### 5. Serenity by the Shore:

Amid the laughter and activities, find moments of serenity to connect with the ocean's rhythmic pulse. Whether it's a solo stroll along the water's edge, a yoga session with the sound of waves as your soundtrack, or simply lying back and letting the sun warm your skin, these moments of tranquility enhance the overall beach day experience.

### 6. Sunset Bliss:

As the day gracefully transitions into the evening, make sure to stay for the grand finale — the sunset. Find a comfortable spot in the sand, watch as the sun paints the sky in hues of orange and pink, and relish the serene beauty of nature's daily spectacle. Capture the moment with photographs or simply immerse yourself in the awe-inspiring scene.

### 7. Leave Only Footprints:

As the day comes to a close, practice the golden rule of beach etiquette: leave only footprints. Ensure you've collected all your belongings, disposed of trash responsibly, and left the beach as pristine as you found it. Respect for the environment ensures that future beach days will be just as magical.

In conclusion, a beach day is a timeless celebration of sun, sea, lake, and sand. Whether you're seeking adventure with beach games, indulging in a seaside picnic, or relishing the tranquility of the shore, the perfect beach day is an opportunity to recharge, connect with nature, and create lasting memories under the sun. So, pack your beach essentials and get ready for a day filled with laughter, relaxation, and the simple joys of coastal living.

## SET SAIL FOR ADVENTURE WITH OUR SILICONE KIDS DISHES



- Lightweight and compact for easy storage
- Flexible and shatter-resistant for worry-free dining
- Easy to clean and dry for a stress-free experience
- Non-slip bottom and grip-friendly design for little hands
- Microwave and dishwasher safe for convenience
- Floatable

Designed with boating families in mind—They're perfect for snacking, mealtime, or even for a special treat on the water!

Make mealtime on the water a breeze!



[www.onlibyomi.com](http://www.onlibyomi.com)

## CHOOSING THE BEST ANCHORS FOR YOUR BOAT: A COMPREHENSIVE GUIDE



Anchors play a crucial role in the safety and stability of any boat, serving as the primary means of keeping the vessel securely in place. Selecting the right anchor for your boat is essential, as it ensures peace of mind while navigating the waters. With several types and designs available, each catering to specific conditions and boat sizes, finding the best anchor can be a challenging task. In this guide, we'll explore some of the best anchors for different boating scenarios.



### *Danforth Anchor:*

**Best for Soft Bottoms:** The Danforth anchor, also known as the fluke anchor, is renowned for its efficiency in sandy and muddy bottoms. Its lightweight design and easy storage make it a popular choice for smaller boats. The hinged flukes allow for quick penetration and secure holding.



### *Plow or CQR Anchor:*

**Versatility at Its Best:** The plow or CQR anchor is a versatile choice suitable for various seabeds. Its plow-like shape and weighted tip provide excellent holding power in different conditions, from mud to grassy bottoms. These anchors are favored by larger boats and are known for their reliability.



### *Bruce or Claw Anchor*

Ideal for Rocky Terrain The Bruce or Claw anchor is well-suited for rocky or weedy bottoms. Its innovative design combines the features of both Danforth and plow anchors, providing reliable holding power in different environments. This anchor is popular among boaters looking for a versatile option.



### *Mushroom Anchor*

Perfect for Calm Waters: Mushroom anchors are ideal for small boats in calm conditions, such as lakes or ponds. Their simple design, consisting of a weighted bottom with a mushroom-shaped cap, makes them easy to handle and store. While they might not be suitable for rough seas, they excel in maintaining stability in placid waters.



### *Delta Anchor*

Stable and Reliable: The Delta anchor, with its plow-like design, offers a balance of stability and reliability. Suitable for a variety of bottom conditions, it sets quickly and provides a secure hold. This anchor is often chosen for its self-launching feature, making it user-friendly for solo boaters.



### *Fortress Anchor*

Lightweight and High Holding Power. The Fortress anchor is known for its lightweight aluminum construction and impressive holding power. It excels in soft or sandy bottoms and is favored by boaters who prioritize easy handling and stowage. The adjustable fluke angles contribute to its versatility.



### *River Anchor*

Designed for Strong Currents. For boaters navigating rivers or areas with strong currents, a river anchor is the go-to choice. With its pyramid shape and heavy build, this anchor provides stability and prevents dragging in swift water conditions.

Selecting the best anchor for your boat involves considering factors such as boat size, water conditions, and the type of seabed you'll encounter. No single anchor suits all situations, so it's essential to assess your boating needs before making a decision. Whether you opt for a Danforth, plow, Bruce, or another type, investing in a high-quality anchor ensures a safer and more enjoyable boating experience. Regular maintenance and proper usage further contribute to the longevity and effectiveness of your chosen anchor, providing you with confidence as you explore the open waters.

# YACHT TOYS

## *The Joys Of Water Entertainment*



Owning a yacht is synonymous with luxury, relaxation, and endless possibilities for entertainment. To truly make the most of your yacht experience, equipping it with the right water toys is essential. From thrilling adventures to laid-back leisure, these toys add a new dimension to your time on the water. In this article, we explore the best water toys to enhance your yacht lifestyle.



### **1. Jet Skis:**

- **Unleash the Thrill:** Jet skis are the epitome of high-speed water excitement. Compact and easy to launch from your yacht, jet skis allow you to explore the open water, carve through waves, and even tow water skiers. They are a perfect addition for those seeking an adrenaline rush during their yacht excursions.

### **2. SeaBob:**

- **Underwater Exploration:** For a unique and exhilarating experience, consider adding Sea Bobs to your yacht's inventory. These handheld, underwater scooters allow users to effortlessly glide through the water, exploring the underwater world with ease. Sea Bobs are perfect for snorkeling or simply cruising beneath the surface.

### 3. Inflatable Water Slides:

- **Fun for All Ages:** Turn your yacht into a floating water park with inflatable water slides. Designed to be easily attached to the side of your yacht, these slides provide endless entertainment for guests of all ages. Whether you're in a secluded cove or anchored near a beach, inflatable water slides guarantee hours of laughter and joy.

### 4. Stand-Up Paddleboards (SUPs):

- **Serene Exploration:** SUPs offer a serene and picturesque way to explore the waters surrounding your yacht. Perfect for calm bays and shallow waters, these boards provide a full-body workout while allowing you to enjoy the tranquility of the sea. Many yachts now come equipped with inflatable SUPs for easy storage and transportation.

### 5. Underwater Drones:

- **Capture the Depths:** Enhance your yacht's tech-savvy reputation with underwater drones. These remote-controlled devices capture breathtaking footage of marine life and underwater landscapes. Some models even feature live streaming capabilities, allowing you to share the wonders beneath the surface with friends and family in real-time.



### 6. Floating Islands and Mats:

- **Relaxation Central:** Create your own private oasis on the water with floating islands and mats. These inflatable platforms provide the perfect spot for sunbathing, socializing, or enjoying a leisurely lunch surrounded by the gentle lapping of the waves. They are easily towed behind the yacht or anchored in a secluded spot for uninterrupted relaxation.




### 7. Towable Water Toys:

- **Fast-Paced Fun:** From inflatable tubes to towable rafts, these water toys add an element of excitement to your yacht experience. Choose from single-rider options for a thrilling solo adventure or larger towables that can accommodate multiple passengers for group fun.

Elevate your yacht experience to new heights by incorporating these exciting water toys into your onboard repertoire. Whether you prefer the adrenaline rush of jet skis, the tranquility of paddle boarding, or the underwater exploration offered by Sea Bobs, there's a water toy to suit every taste. Investing in a variety of water toys ensures that your yacht becomes a hub of entertainment and enjoyment for you, your guests, and anyone lucky enough to join you on the open seas. So, set sail with the best water toys and create unforgettable memories on your luxury yacht.



NOIRBLACK



At Noir Black Luxury Chauffeur Service we aim to redefine the art of transportation. Our exclusive fleet of top-tier vehicles are meticulously curated to combine sophistication and comfort. Our team of highly trained chauffeurs go beyond driving; they provide a personalized experience, ensuring satisfaction and security throughout your journey.

Noir Black tailors each ride to meet the unique demands of our clientele. All of our vehicles are thoughtfully equipped with the latest technology and amenities, making sure you feel at home while you're on the road. Whether it's a seamless airport transfer, a stylish arrival at a social affair, or a discreet corporate commute, Noir Black Luxury Chauffeur Service is committed to exceeding expectations and making every drive an indulgent experience.



NOIRBLACK

[Book@noirblack.ca](mailto:Book@noirblack.ca)

[Noirblack.ca](http://Noirblack.ca)



# SOLID STATE BATTERIES:

## REVOLUTIONIZING THE BOATING INDUSTRY

In the ever-evolving world of energy storage, solid-state batteries have emerged as game-changers, especially in the boating industry. With increased efficiency, safety, and environmental sustainability, these batteries are set to revolutionize boat power.




### *What are Solid State Batteries?*

Solid state batteries differ from traditional lithium-ion batteries in their composition. While lithium-ion batteries use a liquid electrolyte, solid-state batteries employ a solid electrolyte. This fundamental change in structure leads to numerous advantages, including higher energy density, faster charging times, and a significantly reduced risk of fire or explosion.

### *Advantages in Boating*

- 1. Increased Safety:** The maritime environment poses unique challenges, with safety being paramount. Solid-state batteries are less prone to overheating and combustion, reducing the risk of fire onboard.
- 2. Longer Lifespan:** Solid-state batteries can endure more charge and discharge cycles than their liquid counterparts. This longevity is particularly beneficial for boats, which often require extensive and reliable power sources.
- 3. Higher Energy Density:** Boats need compact and efficient power sources due to space constraints. Solid-state batteries provide a higher energy density, meaning more power is stored in a smaller space, an essential feature for boating applications.



**4. Environmentally Friendly:** Solid-state batteries do not contain liquid electrolytes, so they are less likely to leak hazardous materials into water bodies, making them a more environmentally friendly option.

#### **Challenges in Implementation**

Despite their advantages, solid-state batteries face several challenges. The current cost of production is significantly higher than traditional batteries, though this is expected to decrease with technological advancements and mass production. Additionally, the technology is still in its developmental phase, meaning widespread commercial availability for boating applications may take time.

#### **Future Outlook**

The potential of solid-state batteries in boating is immense. As the technology matures, we can expect to see a shift towards more electrically powered boats, from small leisure crafts to large commercial vessels. This transition will not only improve safety and efficiency but also contribute significantly to reducing the maritime industry's carbon footprint.

Solid-state batteries are poised to significantly transform the boating industry. With their superior safety, efficiency, and environmental benefits, they represent the future of maritime power. As technology advances and becomes more accessible, we can anticipate a new era of cleaner, safer, and more efficient boating.



**NORTHERN YACHTING MAGAZINE**

**ADVERTISE WITH US**

Targeted Reach  
Brand Alignment  
Social Media Engagement  
Engaged And Loyal Readership  
Digital And Hard Copy Magazine

[www.northernyaching.ca](http://www.northernyaching.ca)  
[info@northernyaching.ca](mailto:info@northernyaching.ca)



# TORONTO YACHT CLUB

BOAT DETAILING | FIBERGLASS REPAIRS | VINYL WRAP | CERAMIC COATING | SHRINK WRAP  
call us at 289 325 0457      torontoyachtclub@hotmail.com



## ELEVATING YACHT MANEUVERABILITY: LEWMAR & SIDESHIFT BOW THRUSTERS

Yachting enthusiasts cherish the blend of adventure and luxury that comes with sailing the open waters. However, the challenge of navigating yachts in tight spaces, especially during docking and mooring, can be daunting. Toronto Yacht Club, a beacon of excellence in the maritime community, has recognized this challenge and embraced innovative solutions to enhance maneuverability and safety for its customers. This article delves into the pivotal role played by renowned brands like Lewmar and Sideshift in installing cutting-edge bow thrusters, revolutionizing yacht maneuverability.

### *The Crucial Role of Bow Thrusters*

Bow thrusters, positioned at the bow of a vessel, are essential propulsion devices that generate lateral thrust, enabling yachts to move sideways with precision and ease. Their significance is most evident in crowded marinas, narrow channels, and intricate docking procedures, where they provide additional control over the yacht's bow. By minimizing the risk of collisions and damage, bow thrusters enhance safety

and instill confidence in sailors navigating challenging environments.

### *Toronto Yacht Club's Pursuit of Excellence*

Toronto Yacht Club's unwavering commitment to excellence and member satisfaction is reflected in its proactive approach towards adopting cutting-edge technologies. Understanding the importance of maneuverability in the bustling Toronto Harbour, the club embarked on a mission to integrate top-of-the-line bow thrusters from industry leaders like Lewmar and Sideshift into its fleet. This initiative exemplifies their dedication to enhancing safety, innovation, and member experiences.

### *Technological Advancements and Integration Process*

The integration of Lewmar and Sideshift bow thrusters into the Toronto Yacht Club's fleet involved meticulous planning and collaboration with marine technology experts. Leveraging the latest advancements in thruster technology, such as joystick controls and proportional thruster systems, the club ensured seamless integration and

adherence to the highest quality standards. These technological innovations empower sailors with intuitive and responsive maneuvering capabilities, elevating their yachting experiences to new heights.


### **Operational Efficiency**

The adoption of Lewmar and Sideshift bow thrusters has yielded numerous benefits for Toronto Yacht Club's customers. Stress-free docking experiences, even in challenging conditions, have become the norm, fostering confidence and proficiency among sailors of all levels. Furthermore, reduced reliance on external assistance translates to lower operational costs and enhanced operational independence for yacht owners.

### **Environmental Responsibility and Sustainability:**

In alignment with its commitment to environmental stewardship, Toronto Yacht Club ensured that the integration of Lewmar and Sideshift bow thrusters adhered to eco-friendly practices. By optimizing fuel efficiency and minimizing emissions through precise maneuvering, the club demonstrates its dedication to sustainable yachting practices. Moreover, ongoing research and development efforts aim to explore alternative propulsion technologies, contributing to a greener future for maritime recreation.

Lewmar and Sideshift bow thrusters represent a paradigm shift in yacht maneuverability, empowering sailors with unprecedented control and precision. Toronto Yacht Club's embrace of these cutting-edge technologies underscores its dedication to safety, innovation, and member satisfaction. By partnering with industry leaders and prioritizing environmental sustainability, the club sets a standard of excellence in the global yachting community, ensuring unforgettable experiences for its members now and in the future.



# Yachter Diversions

The paper used in this magazine is the fancy coated kind, a pencil or marker may not work well unfortunately .

**Sudoku #1387 (Easy)**

8				2			4	
	3	2	1			5	8	
	5					9	6	
		9					8	
		4		5	6		2	3
2				3				
			4					
5				9				
		6	8	2				

**Sudoku #1388 (Easy)**

				6			4	1
	2	1						
7	4				5			
4	1						7	2
		2	4	1		6		9
5		9			7			3
		3				5	2	4
			9					

## Haiku Corner

Ocean waves cry out,  
From the center of the sea:  
With faith to reach land.

- Raul Moreno 2009

## African Countries

Find and circle all of the countries of Africa that are hidden in the grid. The remaining letters spell seven more African countries.

C E N A Z T R M A D A G A S C A R A L A  
L F S I I R A I N A Z N A T I C A R A E  
A S O R M R E P B U R U N D I U E S Y D  
G E M E B A I N A T I R U A M P U B B R  
E Y A B A L C A M E R O O N U I I C I E  
N C L I B A C O M O R O S B T G U I L V  
E H I L W D R E G I N D L I T O G O N E  
S E A A E N I U G L A I R O T A U Q E P  
R L E A A A G U I H C U N G E A B I S A  
W L O D S G A G C O A U A O A M A M L C  
A E U S H U A I F M E I H N B O I A N  
N S D A A M D T V N M T R O G Z O I C G  
D E N J B F H N O O O O T E A O R N I I  
A A A I I E A E A S R S R M G A L T R S  
Y I A I C B L N E L W Y B O A L U A F A  
N O W O P A O L I A I I C I C N A E A T  
E O N A R O M U N K Q Z B O I C E G H A  
K G N R L D I A T U R I A S A P O Y T R  
O I E N C A I H E I M U I W P S E P U S  
A I B M A Z M O T A U A B T S H T T O S  
S A E R T I R E N E B E N I N U D A S N

- |              |                   |                       |              |
|--------------|-------------------|-----------------------|--------------|
| ALGERIA      | EQUATORIAL GUINEA | MALAWI                | SIERRA LEONE |
| ANGOLA       | ERITREA           | MAURITANIA            | SOMALIA      |
| BENIN        | ETHIOPIA          | MAURITIUS             | SOUTH AFRICA |
| BOTSWANA     | GABON             | MOROCCO               | SUDAN        |
| BURKINA FASO | GAMBIA            | MOZAMBIQUE            | SWAZILAND    |
| BURUNDI      | GHANA             | NAMIBIA               | TANZANIA     |
| CAMEROON     | IVORY COAST       | NIGER                 | TOGO         |
| CAPE VERDE   | KENYA             | REPUBLIC OF THE CONGO | TUNISIA      |
| CHAD         | LESOTHO           | RWANDA                | UGANDA       |
| COMOROS      | LIBERIA           | SENEGAL               | ZAMBIA       |
| DJIBOUTI     | LIBYA             | SEYCHELLES            | ZIMBABWE     |
| EGYPT        | MADAGASCAR        |                       |              |

## SOLUTIONS

Sudoku #1387 (Easy)

8	9	7	5	6	2	3	1	4
6	3	2	1	4	9	7	5	8
4	5	1	3	8	7	9	6	2
3	6	9	2	1	4	5	8	7
7	8	4	9	5	6	1	2	3
2	1	5	7	3	8	6	4	9
1	2	3	4	7	5	8	9	6
5	4	8	6	9	3	2	7	1
9	7	6	8	2	1	4	3	5

Sudoku #1388 (Easy)

9	3	5	8	6	2	7	4	1
6	2	1	9	7	4	3	8	5
7	4	8	1	3	5	2	9	6
4	1	6	3	5	9	8	7	2
3	7	2	4	1	8	6	5	9
5	8	9	6	2	7	4	1	3
1	9	3	7	8	6	5	2	4
8	5	4	2	9	3	1	6	7
2	6	7	5	4	1	9	3	8

**LEVEL**AUTO



**We Fix, You Drive with Confidence.**

