

NORTHERN

# YACHTING

SPRING 2024

LATEST TRENDS  
**MIAMI STYLES**  
**TRENDING NORTH**

*A GLIMPSE AT A YACHTING  
CULTURE THROUGH DESIGNER  
SUNGLASSES*

INSIDE TECH  
**PARDO E72**  
**AN INSIDE LOOK**

*PROBABLY NOT, AND  
EXACTLY WHAT YOU  
THINK, ALL AT THE  
SAME TIME*

ON LAND  
**2024**  
**AMG GT**

*A CRUISE MISSILE WITH  
POWER FOLDING REAR SEATS*



# THE BERKEY

WORLD'S LEADING WATER  
PURIFICATION UNIT

[justcleanwater.ca](http://justcleanwater.ca)

## FEATURES

**Boating Culture Ontario**  
Page 3

**Local Marinas**  
Page 5

**Miami Styles Trending North**  
Page 6

**Those Long Fall Drives**  
Page 8

**Boat Safety 101**  
Page 10

**Boat Docking**  
Page 12

**Pardo Endurance 72**  
Page 14

**Solar: Harnessing The Sun's Beauty**  
Page 19

**10 Things To Do With Kids In The Marina**  
Page 20

**Sailing The Culinary Seas A Gastronomic  
Adventure On Your Yacht**  
Page 22

**A Day In The Sun Unleashing The Perfect  
Beach Day Experience**  
Page 25

**Choosing The Best Anchors For Your Boat:  
A Comprehensive Guide**  
Page 27

**Yacht Toys**  
Page 29

**Solid State Batteries:  
Revolutionizing The Boating Industry**  
Page 32

**Hydrogen**  
Page 34

**Gardening On Your Yacht:  
A Guide To Cultivating A Floating Oasis**  
Page 36

For inquires and advertising Contact:  
[info@northernyachting.com](mailto:info@northernyachting.com)

# BOATING CULTURE ONTARIO

*A breakdown of Summer Fun*

## *Boats and Coves*

Nestled between two of the most iconic long weekends in Canada, Boats & Coves brings the heat with a picturesque atmosphere, top end sound system and Toronto's hottest local DJ talent. House, Drum and Bass and Hip Hop music echo the Cove at Bluffers Park. Located just east of the busiest Toronto beaches, this boat party brings concert sound and festival energy. Last year over 60 vessels toughed out some of the heaviest rainfall of the season to attend. Boats & Coves absolutely made it worth the wait. Lights, Camera, Action! It had it all. This one should definitely be on your lake party bucket list. @boatsncoves



## Shake your Buoy

“Shake Your Buoy on Lake Simcoe” could be a fun and engaging event, focusing on the unique culture and activities surrounding the lake. Annual offshore boat sandbar festival at Duclos point nature Reserve in lake Simcoe. This could involve a series of boat races, buoy-themed games, and water sports, inviting locals and tourists alike to enjoy the beauty and vibrancy of Lake Simcoe. Participants might decorate buoys or boats, engage in friendly competitions, and even partake in educational activities about water safety and conservation. It’s a great way to celebrate the lake’s community spirit and the joy of outdoor, aquatic activities. Enjoy a live line up of DJ’s and interesting boat designs and customizations.




## Pottahawk

A unique boat party experience located of the shores of Lake huron by turkey point. This takes place the weekend After canada day and draws 1000's of boats and people

## Yacht Week

A show of Toronto's fancy boat Cluture and yacht rental experiecn. Live dj sand boat Celebrations



# LOCAL MARINAS

*Local Toronto marina's that surround the Toronto Area*

## *Ashbridges Bay Yacht Club*

30 Ashbridges Bay Park Rd, Toronto  
(416)-698-4498



## *Bluffers Park Marina*

7 Brimley Road. Scarborough  
(416)266-4556



## *Frenchman's Bays Marina*

591 Liverpool Road, Pickering  
(905)-839-5036



## *Outer Harbour Marina*

475 Unwin Ave, Toronto  
(416)-778-6245




## *Marina 4 & John Quay*

245 Queens Quay W, Toronto  
(416)-203-2620



## *Toronto Island Marina*

181 Bay St, Toronto  
(416)-203-1055



# MIAMI STYLES TRENDING NORTH



Whether it's the relaxing beaches, cuisine, or nightlife, there is something for everyone in Miami. That said, it can also be a place where adjectives like flaunty or ostentatious recoil in inadequacy. There are a few common theories as to why Miami became this way, most of them are centered on a sub-set of locals having an excess of disposable cash.

Whatever the reason, the vibe has always been unique, and its style evolves and matures, we can see a variety of trends that yachters the world over have taken a shine to.

Here's a look at just a few of the many trends coming out of Miami in the last few years. Given our relatively truncated yachting season, these trends are something that might add that little bit of fun and joy without too much effort

## *The top 3 trends*

### *#3 Vinyl names on the hull*



While decals or entire wraps on the hull are nothing new, these days styles tend to be more though-out and understated. The various new types of vinyl, and an almost infinite choice of styles, colours, as well as the precision to which it can be cut, vinyl is really cresting the Gartner Hype Cycle of sorts.

A noted trend in Miami is to put the name of the vessel on the hull in a well-crafted font and style. Colour coordinated with the interior or other stand out feature accent will tie the whole theme together.

### *#2 Tasteful Accent Lighting*

Accent lighting is probably the most dramatic addition one can make. It can create a warm inviting atmosphere and give your vessel a certain gravitas. With the improvements LED strips have made in terms of light distribution, and advancements in colour clarity have exceeded almost all expectations.

The newest LED strips have an advanced control box that can be operated from a smart phone to fully customize colour, brightness and many other lighting display options. If you are looking for an effective way to add to the enjoyment of your evenings, and to the style of your vessel, consider taking a look at accent lighting options.




## 1. Balloon Displays

“They look nice, but how can they stay on in the wind and spray?” Good question, there’s a little secret, and its called “balloon decorating strips.” Of course it has its limits, but the balloon display strips provide a rigidity that would normally make a display like this on a vessel an impossibility.

You will be able to see how to make a display like this on Youtube or other crafting channels. Using different colours, and filling the balloons to different sizes, can make some impressive displays for parties or special occasions.

This is a fun project that can be done together as a group with some music and plenty of drinks and snacks.

A top tip is to make sure everything is organized and have a pump or inflator handy.



## Final Thoughts

While some trends are definitely area- specific, these seem to be universally fun additions that show personality and style and we can all use more of it.

*by Catherine Bustamente*

# Custom Marine Parts and Prototypes

[fr1tech.com](http://fr1tech.com)

3D Printing

Plasma Cutting

CNC Machining



# THOSE LONG FALL DRIVES



Truthfully, practical high-performance touring cars make a lot of sense. As traffic increases and our expectations for things to actually ‘work’ foment, manufacturers are certainly filling the bill with some incredible offerings. Cars like the new Mercedes-Benz AMG GT63 are a testament of how far we have come.

It has power folding rear seats and does a claimed 315km/h top speed, to get that “Billy” bookcase from the Swedes to your kid’s dorm room in a jiffy.

Seriously though, the 4-wheel steering, active anti-roll, and dynamic engine mounts set this squarely in contention with a Porsche 911 Turbo. With the GT63’s sculpted styling, it will likely displace quite a few of the Porsche’s sales one might imagine.

The new 4-matic all-wheel drive system applies up to 50% of power to the front wheels under normal conditions, and in extreme conditions up to 100% momentarily. It still retains the ability to use the rear wheels only in certain drive modes 590lbs/foot of torque makes it to the ground effectively.



When it comes to styling, the new GT63 has its proportions so well. balanced, it seems quite poised to weather the many decades ahead of it with grace.

Quite a few people were critical of the previous GT’s shape. “The hood is too long!” some would say, while still appealing, they technically weren’t wrong. It did however, have its reasons. The previous GT was a front-mid engine configuration, which means the engine was behind the front axle line, giving it a superior handling in a traditionally analog way. The new GT has the engine partially over the front axle, not because it is a performance advantage, but likely to answer the stylistic critics of old. While this is not the optimal set up for a car like this, the 4-wheel steering, electronic differential, active roll management and the all-wheel drive system, take the car’s agility well beyond what it once was.

A feature not often mentioned, Mercedes has an extensive dealer network in most countries and for a Grand Touring car like this, that is an important consideration for those long drives, no matter how reliable these cars are getting.

### *What’s New?*

2+2 seating and All-wheel Drive 577HP and 590lbs/ft torque 0-100km/h 3.2s Top speed 315km/h

# BLASTED.

HI-PERFORMANCE REMOVER

GOT DIRT ON  
YOUR BOAT?  
GET **BLASTED.**

- REMOVE BLACK STREAKS, RUST, SPIDER MARKS, +++
- FINISH SAFE / RINSE FREE
- BY DETAILERS, FOR DETAILERS
- MADE IN CANADA

SPECIAL  
BLEND



ON POINT RACING

[WWW.ONPOINTRACING.CA](http://WWW.ONPOINTRACING.CA)



# BOAT SAFETY 101



*A safety reminder to all boaters and Captains*

**W**ith the Ontario boat season in full swing there are a few reminders to keep in mind to have a safe and successful season. Boating safety is crucial to ensure a pleasant and secure experience on the water. Whether you're a beginner or an experienced boater, it's important to follow safety guidelines to protect yourself, your passengers, and others on the water. Here's a basic Boating Safety 101 guide:

### ***1. Wear a Life Jacket:***

- Always wear a U.S. Coast Guard-approved life jacket while on the boat.
- Ensure that life jackets are in good condition and properly sized for each passenger.

### ***2. Boating Education:***

- Take a boating safety course to learn about navigation rules, emergency procedures, and other essential skills.
- Know the local laws and regulations regarding boating in your area.

### ***3. Check the Weather:***

- Before heading out, check the weather forecast to ensure safe boating conditions.
- Be aware of changing weather conditions and be prepared to return to shore if necessary.

### ***4. Inspect Your Boat:***

- Regularly inspect your boat for any mechanical issues and perform routine maintenance.
- Ensure that all safety equipment (life jackets, fire extinguishers, navigation lights, etc.) is on board and in good working condition.

### **5. File a Float Plan:**

- Inform someone on land about your boating plans, including your destination, expected return time, and the route you'll be taking.

### **6. Follow Navigation Rules:**

- Understand and adhere to the navigation rules to avoid collisions on the water.
- Keep a proper lookout and be aware of your surroundings at all times.

### **7. Avoid Alcohol and Drugs:**

- Boating under the influence is dangerous. Alcohol and drugs can impair judgment and reaction time.
- It's illegal in many places to operate a boat under the influence.

### **8. Be Mindful of Speed:**

- Follow speed limits and adjust your speed according to water conditions.
- Slow down in crowded areas, near docks, and in adverse weather conditions.

### **9. Stay Alert:**

- Always be attentive while operating the boat.

- Watch for other boaters, swimmers, and obstacles in the water.

### **10. Learn Basic First Aid:**

- Have a basic understanding of first aid to respond to emergencies.
- Carry a well-stocked first aid kit on board.

### **11. Use Proper Lighting:**

- Ensure your boat is equipped with the required navigation lights for night boating.
- Carry a flashlight as a backup.

### **12. Properly Dock Your Boat:**

- Practice docking and undocking in different conditions.
- Know how to secure your boat properly.

Remember that safety should always be a top priority when boating. Regular training, preparedness, and responsible behavior contribute to a safer and more enjoyable boating experience for everyone on the water.





# BOAT DOCKING

*Slow and steady!*

The most important advice we can give new boaters is to learn your boat and take it as slow as possible. Docking a boat can be challenging, especially in varying weather conditions or tight spaces. Here's a step-by-step guide on how to dock a boat safely and effectively:

### **1. Approach the Dock Slowly:**

- Reduce your speed as you approach the dock. Slow and steady maneuvering provides better control.

### **2. Consider the Wind and Current:**

- Be aware of wind and current direction. They can affect how your boat behaves during docking. Approach the dock into the wind or current whenever possible.

### **3. Assign Roles to Crew Members:**

- If you have crew members on board, assign specific roles. This might include someone handling lines, fenders, or assisting with navigation.

### **4. Prepare Dock Lines and Fenders:**

- Have dock lines and fenders ready on the side where you'll be docking. Fenders protect your boat from rubbing against the dock.

### **5. Approach at a 45-Degree Angle:**

- Approach the dock at a 45-degree angle. This allows for better visibility and control.

### **6. Use Short Bursts of Power:**

- Use short bursts of power (in forward and reverse) to control your speed and direction. Avoid excessive use of throttle, as it can lead to loss of control.



### **7. Shift to Neutral:**

- Shift to neutral when you're close to the dock. This slows down your boat's forward momentum.

### **8. Use Reverse to Stop:**

- Engage reverse briefly to bring the boat to a stop. This can be more effective than relying solely on the brakes.

### **9. Secure the Bow Line First:**

- Have a crew member or yourself secure the bow line to the dock first. This helps keep the boat from drifting away.

### **10. Use Spring Lines:**

- If available, use spring lines (lines attached amidships) to control the boat's lateral movement. This can prevent the boat from moving forward or backward.

### **11. Secure Stern Lines:**

- Once the bow is secured, have someone secure the stern lines. This prevents the boat from swinging away from the dock.

### **12. Adjust as Needed:**

- Adjust the lines as needed to center the boat in the slip and ensure it's secure.

### **13. Monitor Surroundings:**

- Keep an eye on the surroundings and adjust lines as necessary, especially during changes in wind or current.

### **14. Turn Off Engine:**

- Once the boat is securely docked, turn off the engine.

### **15. Double-Check Lines:**

- Double-check that all lines are secure and fenders are properly placed.

Practice is key to becoming proficient at docking. Spend time practicing in different conditions, and consider taking a boating course to improve your skills. Additionally, don't hesitate to ask for assistance from marina staff or other boaters if needed.

# LEAVE IT TO PAM

BOATS AND HOUSE CLEANING

647-640-0311

pamelamcdonald87@gmail.com



Detail top to bottom cleaning and organization of Boats and Homes

# PARDO ENDURANCE 72





The Pardo Endurance 72 or E72 as its also known, successfully blends 3 main elements; style, comfort and endurance. Its computationally modeled “warped” hull ensures a joyous medium between range and comfort. It boasts a centre-of-gravity that is located more forward than usual, which helps with reducing energy at slower speeds off plane.

With the Standard D13 1350 IPS drives, The Endurance 72 has been optimized to cruise at 12 Knots in what Pardo calls “Eco-Speed.” With a 6000 Litre fuel tank and the 1350 drives,

Endurance has a range of ~900 nautical miles @ 12 Knots and with its extra attention to sound proofing, cruising is taken to new levels of comfort.

The swim platform is adjustable and can be fully submerged. The aft deck merges easily to the interior with wide tinted glass doors.

Fold-down side terraces, give the added deck space everyone wants and allows for a much wider and open feel when anchored.

A louvered top, which can be optioned for extra shade, or opened to make best use of the day shelters the top terrace where there is a table for dining outdoors and a lounging area. There is a helm station on this level as well with full IPS joystick controls for easy maneuvering in tight harbours like Monte Carlo.

In the fore deck, a lounge area with adjustable backrests allow for various configurations. Underneath the lounge is a small dipping pool where the water temperature is controlled for a dip in less than ideal seas.





Overall length

22 m | 72,2 ft

Draft

1,52m | 5 ft

Weight B

58.154 kg | 128

Max beam

5,66 m | 18,6 ft

Weight A

57.974 kg | 127.810 lbs

Fuel Capacity

6000 l | 1585 g



# Technical Specifications

3,208 lbs

Water Capacity  
1200 l | 317 gal

Engines Standard  
2 X Volvo D13 IPS 1050

al

Person Capacity  
B16 | C20

Engines Optional  
2 X Volvo D13 IPS 1200/1350



back into the garage which would help mitigate some unintended outcomes when loading.

With its stunning looks, its latest engineering to maximize comfort and usability, the Endurance 72 has become Pardo's flagship model, even though larger models are currently being produced. Certainly its charm, style and presence is a force to be reckoned with. Above all, Pardo always brings an emotion to their designs that make most owners very satisfied with their choices.

The interior is also customizable but depending on your lifestyle, most will be optioned with the "Galley Down" configuration.

### *The Interior*


Depending on the layout chosen the E72 is intended to accommodate between 16-20 people. The standard galley layout is located on the main deck with a dining area, sitting area which opens to the lower terrace.

A staircase amidship leads to the VIP suites and a day head. A forward staircase takes you toward the en-suite cabins with twin beds.

The optional "Galley Down" selection moves the galley out of the main living space and allows more space for a more extensive layout. Given its size, this option can make this yacht feel considerably more spacious than it normally would seem.

Designed by "Burdisso Capponi Yachts and Design" a combination of walnut finishes, corian work surfaces, and tastefully direct and accent lighting, will achieve the feel and ambiance you are looking for. As the layout is highly customizable, some floor plans have included a movie theatre of sorts and game area with poker table.

The aft garage can accommodate tenders up to 4 metres as well as miscellaneous water toys. There is an optional automated system to retrieve your tender



# SOLAR:

## HARNESSING THE SUN'S BEAUTY

The nautical world is experiencing a revolutionary shift with the adoption of solar power, steering towards a more sustainable and eco-friendly future. Boats equipped with advanced solar panels are making waves, as they utilize the sun's abundant energy to power onboard systems. This green energy solution not only curtails the dependence on traditional fossil fuels but also significantly reduces carbon emissions. As solar technology advances, its integration in maritime travel promises enhanced efficiency and reliability. This transformation is not just a stride in energy innovation but also a crucial step in preserving our lakes and oceans, contributing to a cleaner, more sustainable planet for future generations.



### NORTHERN YACHTING FLOORING

*resistant to fading, scratches, and staining, designed for high traction areas, slip-resistant, worry free floors*

[www.northernyachting.ca](http://www.northernyachting.ca)  
[info@northernyachting.ca](mailto:info@northernyachting.ca)

**TRANSFORM YOUR YACHT**  
WITH DURABLE PVC FLOORING!

# 10 THINGS TO DO WITH KIDS IN THE MARINA

Marinas can offer a variety of engaging activities for kids. They can learn to explore and learn about nature and how to preserve such a delicate eco system. Here are 10 things you can do with kids in marinas to make the time enjoy



## *Fishing:*

- If the marina allows it, try fishing off the docks. Teach kids basic fishing skills and the importance of catch-and-release. Also teach them how to identify different marine species.

## *Marine Life Exploration:*

- Bring a small net and a bucket for a gentle exploration of the marina's shallow waters. Catch and release small marine creatures like crabs, minnows, or other harmless species.



## *Boat Watching:*

- Spend time observing different types of boats coming in and out of the marina. Identify various boat models and learn about their features. Also educating kid on safety procedures while on and around boats is important.

### ***Boat Tours:***

- Look for family-friendly boat tours or cruises that depart from the marina. Some tours may focus on marine life, while others may offer scenic views of the coastline.

### ***Picnic by the Water:***

- Pack a picnic and enjoy a meal by the water. Many marinas have designated picnic areas with beautiful views. Kids can also learn the basic of fire safety as some marinas have fire designated spots where kids can roast marshmallows and enjoy a night by the camp fire.

### ***Seaside Crafts:***

- Bring along some arts and crafts supplies to create seaside-themed projects. Kids can make seashell necklaces, paint rocks, or design their own mini sailboats.

### ***Bird Watching:***

- Identify different bird species that inhabit the marina area. Bring binoculars and a bird guidebook to make it an educational experience.



### ***Bike Riding:***

- Many marinas have paths or areas suitable for bike riding. Bring bikes or scooters and explore the marina surroundings.

### ***Educational Workshops:***

- Check if the marina offers any educational workshops for kids. These may include sessions on marine biology, navigation, or environmental conservation.

### ***Water Sports:***

- Depending on the marina's facilities, you might find opportunities for water sports like kayaking, paddle boarding, or even small sailing lessons suitable for children.

Remember to prioritize safety and adhere to any rules or regulations set by the marina. Always supervise children near the water and encourage an appreciation for marine life and the importance of preserving the environment.

# SAILING THE CULINARY SEAS

## A GASTRONOMIC ADVENTURE ON YOUR YACHT

By Jeff Blain



The gentle sway of the yacht, the rhythmic lull of the waves, and the panoramic views of the open sea create a unique backdrop for culinary enthusiasts seeking to embark on a delectable journey. Cooking on a yacht isn't just about satisfying hunger; it's an artful experience that elevates the pleasure of sailing to new culinary heights.

### *Navigating the Galley: Mastering the Art of Boat Cooking*

The galley, or the kitchen on a yacht, may be compact, but it is the heart of your culinary adventures at sea. Success in boat cooking lies in mastering the art of efficient organization, thoughtful provisioning, and creative use of limited space.

***Provisioning for the Voyage:*** Smart provisioning is key to a successful culinary voyage. Plan ahead and create a checklist of essential ingredients,



taking into consideration storage space and shelf life. Think compact, multipurpose items that can serve in various dishes to optimize your pantry.

**Gourmet with Limited Resources:** With a well-stocked galley, embark on creating gourmet meals that rival those of five-star restaurants. Consider dishes that require minimal prep and cooking time, such as one-pot wonders, sheet pan dinners, and easy-to-assemble salads. Fresh, local ingredients add a touch of authenticity to your creations.

### **Fresh Catches and Seafood Spectacles: A Sailor's Delight**

For those who enjoy the thrill of fishing, a yacht provides the perfect opportunity to turn the catch of the day into a culinary masterpiece. Imagine reeling in a fresh catch and transforming it into a seafood feast right on board.

**Fishing and Preparing:** Equip yourself with the necessary fishing gear and cast your line as you sail along. Once you've reeled in your catch, the real adventure begins. Cleaning and preparing fish on the deck is an experience that connects you directly with the sea.

**Grilling on Deck:** Utilize the yacht's onboard grill for an unforgettable seafood barbecue. Marinate your fish in herbs and spices, grill it to perfection, and savor the flavors as you dine under the stars. Grilling not only enhances the taste but also adds a touch of adventure to your culinary escapades.

### **Dockside Dining: Exploring Culinary Gems Along the Coast**

One of the joys of sailing is the ability to explore picturesque ports and charming coastal towns. Dockside dining offers a chance to experience the local culinary scene and indulge in the flavors of each destination.

**Waterside Restaurants and Cafés:** Venture ashore to discover waterside eateries, hidden gems, and culinary delights unique to each port. From fresh seafood shacks to quaint cafés, the coastal towns along your route are sure to leave your taste buds tingling.

### **A Toast to the Sea: Crafting Boat-Friendly Cocktails**

As the sun dips below the horizon, it's time to unwind with a refreshing drink in hand. Boat-friendly cocktails are a delightful way to complement your culinary creations and celebrate the day's adventures.

**Mixology on the Water:** Experiment with cocktails that are easy to prepare in the limited space of your yacht's galley. Think of refreshing mojitos, citrus-infused concoctions, and classic sailing-inspired drinks that capture the essence of the sea.

In conclusion, cooking on a yacht is more than just preparing meals; it's a symphony of flavors and experiences that unfold against the backdrop of the open sea. Whether you're relishing freshly caught seafood, exploring dockside dining, or crafting boat-friendly cocktails, the culinary adventure on a yacht is an unforgettable journey that engages all the senses. Bon appétit and smooth sailing!




# Tech Corner

## SPRING CHECKLIST



### BAD IMPELLERS

The impeller in a boat is a critical component, usually found in the fresh water intake side of the engine's cooling system. It plays a key role in circulating water from the lake to keep the engine from overheating. A good tip is to remove the impeller prior to starting in the spring and inspect in for damage and re install with lubricant so it does not fail when the engine is first started.



### JOKER VALVE

The joker valve is a crucial component in marine and RV toilets. It is a one-way valve located in the discharge pathway of the toilet, typically in the discharge elbow or hose. Its purpose is to allow waste to exit the toilet bowl and prevent water from flowing back into the bowl. If worn will cause smell and backflow and pressure issues.



### SANITIZING YOUR FRESH STORAGE TANK WATER


Sanitizing your boat's freshwater storage system is crucial to ensure the water remains clean and safe for consumption. Over time, bacteria, mold, and other contaminants can build up in the water tank and plumbing. You can sanitize the system by adding home bleach 1 teaspoon per gallon or precisely 8 ounces per 10 gallons of the water in the tank. CAUTION: This bleach is to sanitize the system; it's not fit for drinking! The system must be toughly flushed prior to use.



# A DAY IN THE SUN

## UNLEASHING THE PERFECT BEACH DAY EXPERIENCE

By Anthony Davies



The sun-kissed shores, the rhythmic sound of waves, and the endless expanse of sand — a beach day is a timeless and cherished escape. As we dive into the heart of summer, it's time to plan the ultimate beach day. Get ready for a sun-soaked adventure filled with relaxation, fun, and memories that will linger long after the sand is shaken off.

### **1. *The Early Birds Catch the Best Rays:***

Kickstart your beach day by embracing the magic of the early morning sun. Arriving early not only secures the best spot but also allows

you to witness the tranquil beauty of the beach awakening. The soft hues of sunrise, the gentle breeze, and the promise of a day full of possibilities set the tone for an unforgettable experience.

### **2. *Pack the Essentials:***

A well-prepared beachgoer is a happy beachgoer. Assemble a beach bag with all the essentials: sunscreen, a wide-brimmed hat, sunglasses, a beach towel, and a good book. Don't forget a cooler stocked with refreshing beverages and snacks to keep you energized throughout the day.

### **3. Beach Games and Water Activities:**

Turn your beach day into an active adventure with a variety of beach games and water activities. Frisbees, paddleball, and beach volleyball are classics that never fail to bring out the competitive spirit. For those seeking a bit more excitement, consider paddle boarding, kayaking, or even a game of beachside soccer.

### **4. The Perfect Picnic:**

Elevate your beach day with a delightful seaside picnic. Pack a delicious spread of fresh fruits, sandwiches, and a selection of cheeses. Consider bringing a portable grill for a beachside barbecue, complete with the sizzle of burgers and the aroma of grilled vegetables. Don't forget the cooler stocked with chilled beverages to keep you refreshed under the sun.

### **5. Serenity by the Shore:**

Amid the laughter and activities, find moments of serenity to connect with the ocean's rhythmic pulse. Whether it's a solo stroll along the water's edge, a yoga session with the sound of waves as your soundtrack, or simply lying back and letting the sun warm your skin, these moments of tranquility enhance the overall beach day experience.

### **6. Sunset Bliss:**

As the day gracefully transitions into evening, make sure to stay for the grand finale — the sunset. Find a comfortable spot in the sand, watch as the sun paints the sky in hues of orange and pink, and relish the serene beauty of nature's daily spectacle. Capture the moment with photographs or simply immerse yourself in the awe-inspiring scene.

### **7. Leave Only Footprints:**

As the day comes to a close, practice the golden rule of beach etiquette: leave only footprints. Ensure you've collected all your belongings, disposed of trash responsibly, and left the beach as pristine as you found it. Respect for the environment ensures that future beach days will be just as magical.

In conclusion, a beach day is a timeless celebration of sun, sea, lake, and sand. Whether you're seeking adventure with beach games, indulging in a seaside picnic, or relishing the tranquility of the shore, the perfect beach day is an opportunity to recharge, connect with nature, and create lasting memories under the sun. So, pack your beach essentials and get ready for a day filled with laughter, relaxation, and the simple joys of coastal living.



## CHOOSING THE BEST ANCHORS FOR YOUR BOAT: A COMPREHENSIVE GUIDE



Anchors play a crucial role in the safety and stability of any boat, serving as the primary means of keeping the vessel securely in place. Selecting the right anchor for your boat is essential, as it ensures peace of mind while navigating the waters. With various types and designs available, each catering to specific conditions and boat sizes, finding the best anchor can be a challenging task. In this guide, we'll explore some of the best anchors for different boating scenarios.



### *Danforth Anchor:*

**Best for Soft Bottoms:** The Danforth anchor, also known as the fluke anchor, is renowned for its efficiency in sandy and muddy bottoms. Its lightweight design and easy storage make it a popular choice for smaller boats. The hinged flukes allow for quick penetration and secure holding.



### *Plow or CQR Anchor:*

**Versatility at Its Best:** The plow or CQR anchor is a versatile choice suitable for various seabeds. Its plow-like shape and weighted tip provide excellent holding power in different conditions, from mud to grassy bottoms. These anchors are favored by larger boats and are known for their reliability.



### *Bruce or Claw Anchor*

Ideal for Rocky Terrain The Bruce or Claw anchor is well-suited for rocky or weedy bottoms. Its innovative design combines the features of both Danforth and plow anchors, providing reliable holding power in different environments. This anchor is popular among boaters looking for a versatile option.



### *Mushroom Anchor*

Perfect for Calm Waters: Mushroom anchors are ideal for small boats in calm conditions, such as lakes or ponds. Their simple design, consisting of a weighted bottom with a mushroom-shaped cap, makes them easy to handle and store. While they might not be suitable for rough seas, they excel in maintaining stability in placid waters.



### *Delta Anchor*

Stable and Reliable: The Delta anchor, with its plow-like design, offers a balance of stability and reliability. Suitable for a variety of bottom conditions, it sets quickly and provides a secure hold. This anchor is often chosen for its self-launching feature, making it user-friendly for solo boaters.



### *Fortress Anchor*

Lightweight and High Holding Power. The Fortress anchor is known for its lightweight aluminum construction and impressive holding power. It excels in soft or sandy bottoms and is favored by boaters who prioritize easy handling and stowage. The adjustable fluke angles contribute to its versatility.



### *River Anchor*

Designed for Strong Currents. For boaters navigating rivers or areas with strong currents, a river anchor is the go-to choice. With its pyramid shape and heavy build, this anchor provides stability and prevents dragging in swift water conditions.

Selecting the best anchor for your boat involves considering factors such as boat size, water conditions, and the type of seabed you'll encounter. No single anchor suits all situations, so it's essential to assess your boating needs before making a decision. Whether you opt for a Danforth, plow, Bruce, or another type, investing in a high-quality anchor ensures a safer and more enjoyable boating experience. Regular maintenance and proper usage further contribute to the longevity and effectiveness of your chosen anchor, providing you with confidence as you explore the open waters.

# YACHT TOYS

## *The Joys Of Water Entertainment*



Owning a yacht is synonymous with luxury, relaxation, and endless possibilities for entertainment. To truly make the most of your yacht experience, equipping it with the right water toys is essential. From thrilling adventures to laid-back leisure, these toys add a new dimension to your time on the water. In this article, we explore the best water toys to enhance your yacht lifestyle.



### **1. Jet Skis:**

- **Unleash the Thrill:** Jet skis are the epitome of high-speed water excitement. Compact and easy to launch from your yacht, jet skis allow you to explore the open water, carve through waves, and even tow water skiers. They are a perfect addition for those seeking an adrenaline rush during their yacht excursions.

### **2. SeaBob:**

- **Underwater Exploration:** For a unique and exhilarating experience, consider adding Sea Bobs to your yacht's inventory. These handheld, underwater scooters allow users to effortlessly glide through the water, exploring the underwater world with ease. Sea Bobs are perfect for snorkeling or simply cruising beneath the surface.

### 3. Inflatable Water Slides:

- **Fun for All Ages:** Turn your yacht into a floating water park with inflatable water slides. Designed to be easily attached to the side of your yacht, these slides provide endless entertainment for guests of all ages. Whether you're in a secluded cove or anchored near a beach, inflatable water slides guarantee hours of laughter and joy.

### 4. Stand-Up Paddleboards (SUPs):

- **Serene Exploration:** SUPs offer a serene and picturesque way to explore the waters surrounding your yacht. Perfect for calm bays and shallow waters, these boards provide a full-body workout while allowing you to enjoy the tranquility of the sea. Many yachts now come equipped with inflatable SUPs for easy storage and transportation.

### 5. Underwater Drones:

- **Capture the Depths:** Enhance your yacht's tech-savvy reputation with underwater drones. These remote-controlled devices capture breathtaking footage of marine life and underwater landscapes. Some models even feature live streaming capabilities, allowing you to share the wonders beneath the surface with friends and family in real-time.




### 6. Floating Islands and Mats:

- **Relaxation Central:** Create your own private oasis on the water with floating islands and mats. These inflatable platforms provide the perfect spot for sunbathing, socializing, or enjoying a leisurely lunch surrounded by the gentle lapping of the waves. They are easily towed behind the yacht or anchored in a secluded spot for uninterrupted relaxation.

### 7. Towable Water Toys:

- **Fast-Paced Fun:** From inflatable tubes to towable rafts, these water toys add an element of excitement to your yacht experience. Choose from single-rider options for a thrilling solo adventure or larger towables that can accommodate multiple passengers for group fun.

Elevate your yacht experience to new heights by incorporating these exciting water toys into your onboard repertoire. Whether you prefer the adrenaline rush of jet skis, the tranquility of paddle boarding, or the underwater exploration offered by Sea Bobs, there's a water toy to suit every taste. Investing in a variety of water toys ensures that your yacht becomes a hub of entertainment and enjoyment for you, your guests, and anyone lucky enough to join you on the open seas. So, set sail with the best water toys and create unforgettable memories on your luxury yacht.



NOIRBLACK



At Noir Black Luxury Chauffeur Service we aim to redefine the art of transportation. Our exclusive fleet of top-tier vehicles are meticulously curated to combine sophistication and comfort. Our team of highly trained chauffeurs go beyond driving; they provide a personalized experience, ensuring satisfaction and security throughout your journey.

Noir Black tailors each ride to meet the unique demands of our clientele. All of our vehicles are thoughtfully equipped with the latest technology and amenities, making sure you feel at home while you're on the road. Whether it's a seamless airport transfer, a stylish arrival at a social affair, or a discreet corporate commute, Noir Black Luxury Chauffeur Service is committed to exceeding expectations and making every drive an indulgent experience.



NOIRBLACK

[Book@noirblack.ca](mailto:Book@noirblack.ca)

[Noirblack.ca](http://Noirblack.ca)



# SOLID STATE BATTERIES:

## REVOLUTIONIZING THE BOATING INDUSTRY

In the ever-evolving world of energy storage, solid-state batteries have emerged as a game-changer, especially in the boating industry. With increased efficiency, safety, and environmental sustainability, these batteries are set to revolutionize how we power our boats.




### *What are Solid State Batteries?*

Solid state batteries differ from traditional lithium-ion batteries in their composition. While lithium-ion batteries use a liquid electrolyte, solid-state batteries employ a solid electrolyte. This fundamental change in structure leads to numerous advantages, including higher energy density, faster charging times, and a significantly reduced risk of fire or explosion.

### *Advantages in Boating*

- 1. Increased Safety:** The maritime environment poses unique challenges, with safety being paramount. Solid-state batteries are less prone to overheating and combustion, reducing the risk of fire onboard.
- 2. Longer Lifespan:** Solid-state batteries can endure more charge and discharge cycles than their liquid counterparts. This longevity is particularly beneficial for boats, which often require extensive and reliable power sources.
- 3. Higher Energy Density:** Boats need compact and efficient power sources due to space constraints. Solid-state batteries provide a higher energy density, meaning more power is stored in a smaller space, an essential feature for boating applications.



**4. Environmentally Friendly:** With no liquid electrolytes, solid-state batteries are less likely to leak hazardous materials into water bodies, making them a more environmentally friendly option.

#### **Challenges in Implementation**

Despite their advantages, solid-state batteries face several challenges. The current cost of production is significantly higher than traditional batteries, though this is expected to decrease with technological advancements and mass production. Additionally, the technology is still in its developmental phase, meaning widespread commercial availability for boating applications may take time.

#### **Future Outlook**

The potential of solid-state batteries in boating is immense. As the technology matures, we can expect to see a shift towards more electrically powered boats, from small leisure crafts to large commercial vessels. This transition will not only improve safety and efficiency but also contribute significantly to reducing the carbon footprint of the maritime industry.

Solid state batteries are poised to bring about a significant transformation in the boating industry. With their superior safety, efficiency, and environmental benefits, they represent the future of maritime power. As the technology advances and becomes more accessible, we can anticipate a new era of cleaner, safer, and more efficient boating.




## **NORTHERN YACHTING UPHOLSTERY**

Protection from the elements  
Increased comfort  
Modern design  
improved resale value

[www.northernyachting.ca](http://www.northernyachting.ca)  
[info@northernyachting.ca](mailto:info@northernyachting.ca)

# HYDROGEN



## *Cutting waves into the future?*

Imagine where you'd go if you never had to stop for fuel...

This year at the Miami International Yacht Show, Yamaha introduced a revolutionary new technology that could change the course of boating forever.

We've all been there. Planning a weekend away at the islands or just a relaxing afternoon at your favourite sand bar. You take a look at your fuel gauge and it hits you. Now before you back up the Brinks truck and empty the account, let's look back to when our Boat was built.

Every boat manufacturer is full of bells and whistles that could make even the most distinguished captains blush, but what if you were given the option to never stop for fuel again?

## *What makes Hydrogen Combustion Engines special?*

Hydrogen is burned in the same way a traditional

internal combustion engine burns gasoline or diesel. However, Hydrogen engines have near zero emissions, and they don't emit soot or volatile organic compounds. In fact, Hydrogen engines can deliver over a 99% reduction in its carbon emissions compared to its diesel counterparts. It's considered a true zero-carbon technology.

While Yamaha seems to be spearheading the Marine industry, Cummins is leading the way in the transportation industry with their hydrogen internal combustion engines. These engines are being developed with current vehicle designs in mind and aim to make the transition to hydrogen simple for OEMs and their customers. Cummins' fuel-agnostic platform includes both a 15-liter and 6.7-liter hydrogen engine. This offers the benefits of a common-base architecture and low-to-zero carbon fuel capability.

## *What's the Cost of Hydrogen anyways?*

The Board of Canadian Hydrogen Fuels estimate that once facilities in the country are built, hydrogen will be less expensive than diesel. So,


it's cheaper and cleaner than anything on the market already. It's just really, really difficult to get right now. Like really difficult. Okay - it's obscene to think that this could really change boating. Right? Maybe not.

Overall, hydrogen fuel cells offer significant maintenance advantages in comparison to conventional drivetrains. While some inspections require specially outfitted facilities, these vehicles require fewer repairs and less frequent maintenance than their fossil fuel counterparts.

### *So, will we ever see an infinite Range Hydrogen Powered Motor Yacht?*

In theory, it's possible to use seawater to fuel a hydrogen recycling system. However, the power you would need to drive such a system could only be made mobile with a Self-Contained Nuclear Power Plant. Which short of being a villain in a Bond movie isn't exactly practical. So that leads us at Northern Yachting Magazine to conclude that as fun and exciting as this technology can be to daydream about, the cost and scarcity of this fuel source just make it impossible in our current environment to execute this as a reliable source for your next boat build.

But if we advance to a place where hydrogen recycling systems are possible...  
Anywhere is possible.



# GARDENING ON YOUR YACHT:

A GUIDE TO CULTIVATING A FLOATING OASIS

Gardening on a yacht combines the luxury of sailing with the joy of gardening. This unique hobby is gaining popularity among yacht owners seeking a personal touch of greenery on their floating homes. This article explores the art of yacht gardening, covering the benefits, challenges, and practical tips to create and maintain a thriving garden aboard a yacht.

## Benefits of Yacht Gardening

**1. Aesthetic Appeal:** Plants add beauty and a calming ambience to yachts, enhancing the overall aesthetic of these luxury vessels.

**2. Air Quality Improvement:** Plants onboard help improve air quality, filtering out pollutants and producing oxygen – a vital aspect in the confined spaces of a yacht.

**3. Stress Reduction:** Gardening is a relaxing activity. Tending to plants on a yacht can be a peaceful escape from the hustle of daily life.

**4. Fresh Produce:** Growing herbs, vegetables, and fruits provides fresh, organic produce at your fingertips, perfect for enhancing onboard dining experiences.

## Challenges of Yacht Gardening

**1. Space Constraints:** Yachts have limited space, which requires



creative and efficient use of available areas for gardening.

**2. Environmental Conditions:** Constant movement, varying temperatures, humidity, and saltwater exposure present unique challenges for plant growth.

**3. Water Management:** Efficient irrigation systems are essential due to limited freshwater resources on yachts.

**4. Maintenance:** Regular care and maintenance are crucial, especially when the yacht is in motion or docked in different climates.

## Getting Started: Choosing the Right Plants

Selecting the right plants is crucial. Opt for salt-tolerant, wind-resistant, and hardy species. Succulents, herbs, small vegetables, and certain flowers are ideal choices. Consider the climate zones you'll be sailing in and choose plants that can thrive in those conditions.

## Creating Your Garden: Design and Layout

Maximize space by using vertical gardens, hanging planters, and pots. Choose lightweight and corrosion-resistant materials. Ensure planters are securely fastened to withstand the yacht's

movement. Consider the sunlight exposure in different areas of the yacht to position plants appropriately.

### ***Irrigation and Soil Management***

Invest in a drip irrigation system to conserve water. Use high-quality potting soil mixed with moisture-retaining materials. Regularly check the soil's moisture level, as over-watering can be as harmful as under-watering.

### ***Dealing with Pests and Diseases***

Opt for organic pest control methods to maintain an eco-friendly environment. Regular inspections for pests and diseases are essential to keep the garden healthy.



### ***Maintenance Tips***

- 1. Regular Pruning:** This encourages growth and maintains the shape of your plants.
- 2. Fertilization:** Use suitable fertilizers to provide essential nutrients.
- 3. Monitoring:** Regularly check for signs of stress or disease in plants.
- 4. Adjustments:** Be prepared to make adjustments based on the changing environment and weather conditions.

Gardening on a yacht is not just about adding a touch of green; it's about creating a living, breathing component of your yacht that brings peace, beauty, and a bit of nature into your sailing experience. Make sure the pots are secured when the yacht or sailboat is under power. Might be a good idea to leave the plants on the marina dock if allowed when the water conditions are rough. With careful planning and maintenance, your yacht garden can flourish, making your voyages even more memorable and enjoyable.

A vibrant advertisement for 'JET SKI ADVENTURES IN TORONTO'. The main text 'TORONTO' is in large, bold, white letters with a blue outline, set against a background of a city skyline with the CN Tower. Below the main text, it says 'RENT YOURS TODAY!' and 'REERITING DAVENTIE BY - JET TO POVERED - DET RRE NIBER ADOTE 4007 TIERONAGE IN RONTO.' The scene shows a sandy beach with several jet skis parked on the shore and others in the water. A QR code is located in the bottom left corner, and the 'TORONTO JETSKI' logo is at the bottom. The overall atmosphere is sunny and recreational.

# Yachter Diversions

The paper used in this magazine is the fancy coated kind, a pencil or marker may not work well unfortunately

## Sudoku #1387 (Easy)

8				2			4	
	3	2	1			5	8	
	5					9	6	
		9					8	
		4		5	6		2	3
2				3				
			4					
5				9				
		6	8	2				

## Sudoku #1388 (Easy)

				6			4	1
	2	1						
7	4				5			
4	1						7	2
		2	4	1		6		9
5		9			7			3
		3				5	2	4
			9					

## Haiku Corner

Ocean waves cry out,  
From the center of the sea:  
With faith to reach land.

- Raul Moreno 2009

## African Countries

Find and circle all of the countries of Africa that are hidden in the grid. The remaining letters spell seven more African countries.

C E N A Z T R M A D A G A S C A R A L A  
L F S I I R A I N A Z N A T I C A R A E  
A S O R M R E P B U R U N D I U E S Y D  
G E M E B A I N A T I R U A M P U B B R  
E Y A B A L C A M E R O O N U I I C I E  
N C L I B A C O M O R O S B T G U I L V  
E H I L W D R E G I N D L I T O G O N E  
S E A A E N I U G L A I R O T A U Q E P  
R L E A A A G U I H C U N G E A B I S A  
W L O D S G A G C O A U O A M A M L C  
A E U S H U A I F M E I H N B B O I A N  
N S D A A M D T V N M T R O G Z O I C G  
D E N J B F H N O O O O T E A O R N I I  
A A A I I E A E A S R S R M G A L T R S  
Y I A I C B L N E L W Y B O A L U A F A  
N O W O P A O L I A I I C I C N A E A T  
E O N A R O M U N K Q Z B O I C E G H A  
K G N R L D I A T U R I A S A P O Y T R  
O I E N C A I H E I M U I W P S E P U S  
A I B M A Z M O T A U A B T S H T T O S  
S A E R T I R E N E B E N I N U D A S N

- |              |                   |                       |              |
|--------------|-------------------|-----------------------|--------------|
| ALGERIA      | EQUATORIAL GUINEA | MALAWI                | SIERRA LEONE |
| ANGOLA       | ERITREA           | MAURITANIA            | SOMALIA      |
| BENIN        | ETHIOPIA          | MAURITIUS             | SOUTH AFRICA |
| BOTSWANA     | GABON             | MOROCCO               | SUDAN        |
| BURKINA FASO | GAMBIA            | MOZAMBIQUE            | SWAZILAND    |
| BURUNDI      | GHANA             | NAMIBIA               | TANZANIA     |
| CAMEROON     | IVORY COAST       | NIGER                 | TOGO         |
| CAPE VERDE   | KENYA             | REPUBLIC OF THE CONGO | TUNISIA      |
| CHAD         | LESOTHO           | RWANDA                | UGANDA       |
| COMOROS      | LIBERIA           | SENEGAL               | ZAMBIA       |
| DJIBOUTI     | LIBYA             | SEYCHELLES            | ZIMBABWE     |
| EGYPT        | MADAGASCAR        |                       |              |

## SOLUTIONS

Sudoku #1387 (Easy)

8	9	7	5	6	2	3	1	4
6	3	2	1	4	9	7	5	8
4	5	1	3	8	7	9	6	2
3	6	9	2	1	4	5	8	7
7	8	4	9	5	6	1	2	3
2	1	5	7	3	8	6	4	9
1	2	3	4	7	5	8	9	6
5	4	8	6	9	3	2	7	1
9	7	6	8	2	1	4	3	5

Sudoku #1388 (Easy)

9	3	5	8	6	2	7	4	1
6	2	1	9	7	4	3	8	5
7	4	8	1	3	5	2	9	6
4	1	6	3	5	9	8	7	2
3	7	2	4	1	8	6	5	9
5	8	9	6	2	7	4	1	3
1	9	3	7	8	6	5	2	4
8	5	4	2	9	3	1	6	7
2	6	7	5	4	1	9	3	8



# DC YACHTS

TORONTO

Celebrate all your special events aboard this spacious luxury 60 ft, 2 bed, 2 bath express yacht. We cater to all your occasions in the greater Toronto area!

Soak up the sun and enjoy a day out with friends, family, and coworkers. Explore popular beaches around the Toronto Islands, watch mesmerizing sunsets, and take amazing footage of the Toronto city skyline.



## PRICING IS AS FOLLOWS:

\$600/hr during the week |  
\$700/hr weekend |  
\$800/hr for long weekends |

### WE OFFER THE FOLLOWING FEATURES:

- New sound system with 10 speakers that play throughout the yacht with a Bluetooth & DJ hookup.
- One of a kind lighting system which includes multi-colour lights and one huge party light.
- Oversized bow with a huge sundeck for lounging.
- Access to a large fridge, freezer and cooler full of ice. - Cups, shot glasses, plates and utensils included.

- Minimum of 3 hours. Price above is up to 25 people.
- The price also includes an experienced captain, a helpful first mate, and bartender/cleaner.

### WE OFFER 2 PRIVATE DOCK PICK UP LOCATIONS:

- 176 Cherry St (beside the golf driving range)
- Bluffers Park Marina

Daniel Cheatley | Founder & CEO T: 647-668-2396 | E: dcyachts.toronto@gmail.com | Web: dcyachts.ca | Bluffer's Park Marina 7 Brimley Rd South Scarborough, ON M1M 3W3



**LEVEL**AUTO



**We Fix, You Drive with Confidence.**

